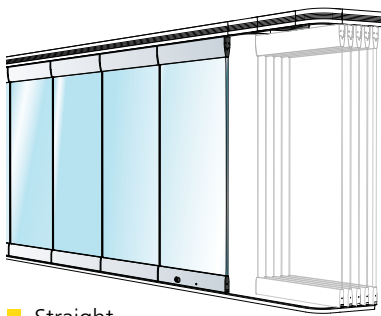


AUTOMATIC SLIDING WALL SYSTEM

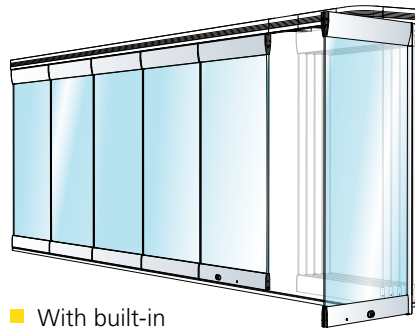


MAXIMUM CONFIGURATION OPTIONS

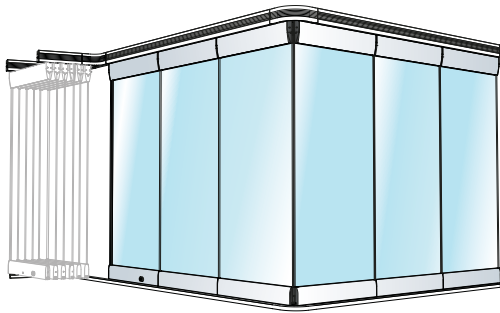
Automatic sliding walls separate spaces in an aesthetically pleasing and flexible way. They create a temporary division that allows you to apportion room space easily and according to the situation. The choice of leaf configurations gives you the freedom to design your own sliding wall system.



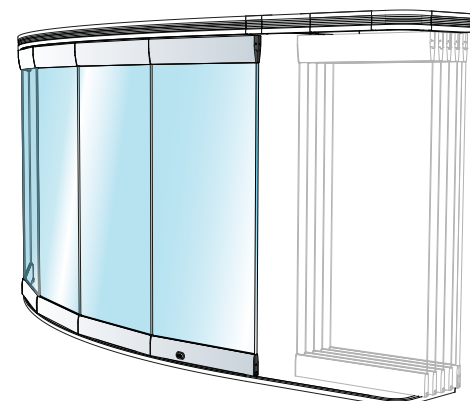
■ Straight



■ With built-in
swing or sliding door



■ Angled



■ Curved

Adaptable to any floor plan

The enclosed wall design can be matched to the lines, curves and angles of the desired room layout. You can also choose from a range of material configurations that includes fully glazed, glass in profile frames, metal and wood. Various surface finishes and freely definable colours deliver a stylish result.

Quick, simple and at the push of a button

Create spaces to suit the situation. This allows you, for example, to divide off entrance lobbies and customer areas outside opening hours. Other possibilities include the creation of a 24-hour-access area for banks that takes full advantage of the space available. The transparency of the closed sliding wall conserves the air of ample elegance of the room, despite it being divided.

THE AUTOMATIC DESIGNER SOLUTION

Gilgen sliding walls are the right choice wherever movable divisions and interior-design considerations are at the top of the list.



Automatic sliding walls as an elegant part of interior design

They allow you to configure rooms for use in a quick and straightforward way. The unobtrusive design and dimensions of the automatic mechanism create a smooth match with the architectural appearance of any space. Our ingeniously designed stacking systems, some of which can fully conceal the folded leaves behind walls, simplify the task of dividing the room according to your needs.

To see our sliding wall system in action, please go to www.gilgendoorsystems.com/partition-system

LIMITLESS POSSIBILITIES

Our automatic sliding walls know no limits. They can be used wherever the automatic division of a room is required.

The system as a whole guarantees maximum user-safety. Our fully tested, burglar-resistant RC2 system is absolutely ideal for separating open areas in places where security is a top priority.



FLEXIBLE ROOM DESIGN

User-defined open/shut configurations

Our sliding wall system is not limited to being just open or closed. Its leaves can be programmed to adopt virtually any desired position in between. This allows you, for example, to leave a single leaf open for access purposes. You can program in up to eight stored positional configurations.



Range of application

Mains power supply	230 V, 50/60 Hz
Number of door leaves per control unit	max. 30 leaves
Number of door leaves per control unit (RC2)	max. 15 leaves
Length of track rail per control unit	max. 40 m
Length of track rail per control unit (RC2)	max. 22,5 m
Door leaf width	750 - 1500 mm
Door leaf height (depending on weight and width)	max. 3600 mm
Weight per leaf	max. 180 kg
Safety Glass	ESG 10 / 12 mm, VSG TVG 10 / 12 mm, with frame profile, up to max. 24 mm
Glass (RC2)	P 5A (DIN EN 356)
User-defined positions	max. 8
Minimum radius (curved configurations only)	4 m

Head Office
Gilgen Door Systems AG
Freiburgstrasse 34
CH-3150 Schwarzenburg
Tel. +41 (0)31 734 41 11

Sales Switzerland
Gilgen Door Systems AG
Untermattweg 22
CH-3027 Bern
Tel. 0848 80 44 88

Gilgen Door Systems Germany GmbH
Hauptstraße 63
DE-77815 Bühl
Tel. +49 (0)7223 80 887 61

Gilgen Door Systems Austria GmbH
Concorde Business Park 1 / E / 1 / 4
AT-2320 Schwechat
Tel. +43 17 06 58 66

Gilgen Door Systems France S.à.r.l.
2-12, rue du chemin des Femmes
Immeuble Odyssee - C
FR-91300 Massy
Tel. +33 1 70 84 90 45

Gilgen Door Systems UK Limited
Securiparc House, Wimsey Way,
GB-Alfreton, Derbyshire, DE55 4LS
Tel. +44 800 316 6994

Gilgen Door Systems Italy S.r.l.
Via della Fisica, 4
IT-40068 San Lazzaro di Savena (BO)
Tel. +39 051 70 49 45

Global sales partners can be found at
www.gilgendoorsystems.com/locations